

Allen-Sherman-Hoff® ASHCOLITE™ Integral Wear-back Fittings

Applications

Babcock & Wilcox (B&W) offers Allen-Sherman-Hoff® ASHCOLITE™ integral wear-back fittings. ASHCOLITE fittings are standard on all pressure systems, both hydraulic and pneumatic. They are specially designed to withstand the abrasive characteristics of many ashes.

Design Features

Configuration


These fittings are non-symmetrical. One leg, known as the tangent, is longer than the other. This feature is incorporated so material flows through the fitting toward the tangent, thus exposing the ash to the reinforced impingement area which lengthens wear life. The tangent also distances the coupling from eddy ash commonly experienced at turns, thereby reducing coupling wear.

Grades

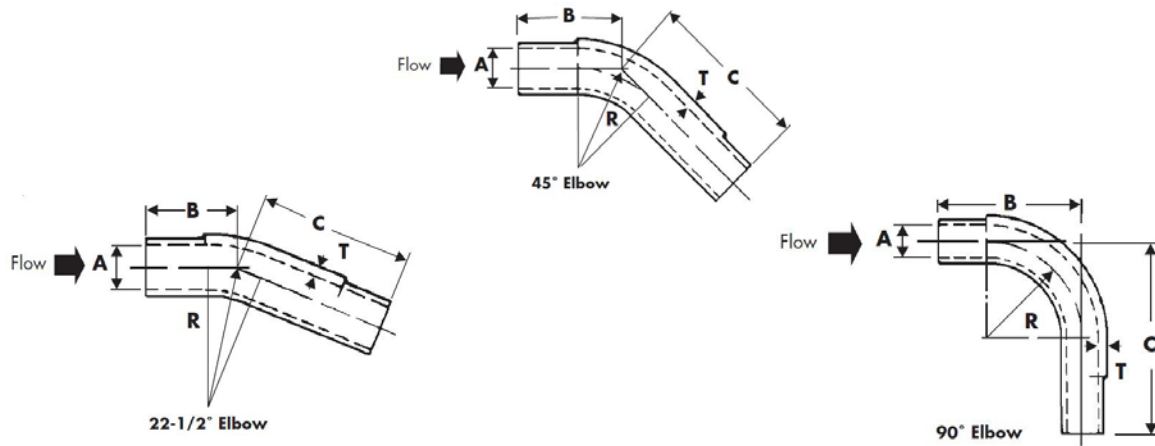
ASHCOLITE integral wear-back fittings are made of a chrome-iron alloy. They are available in two grades: A-S-H® 65 and A-S-H® 33. A-S-H 65 fittings are our standard and have a hardness of between 400 to 500 Brinell. A-S-H 33 has an improved hardness of 550 Brinell (minimum) for more abrasive applications.

Connection and Installation

Standard ASHCOLITE integral wear-back fittings have plain-ends that connect with sleeve couplings. This allows for easy installation and replacement. Another benefit of plain-end pipes is the elimination of flange breakage, as well as the ability to use a wide variety of piping connections.



Diagrams and Dimensions



Elbow Dimensions

Bore*		90° Elbow				45° Elbow				22.5° Elbow			
A		B		C		B		C		B		C	
in.	mm	in.	mm	in.	mm	in.	mm	in.	mm	in.	mm	in.	mm
4	102	18.25	464	24.25	616	11.25	286	17.25	438	8.63	219	14.63	371
5	127	21.25	540	28.75	730	12.50	318	20.00	508	9.25	235	16.75	425
6	152	24.25	616	33.25	845	13.69	348	22.69	576	9.81	249	18.81	478
7	178	27.25	692	37.75	959	14.94	379	25.44	646	10.44	265	21.00	533
8	203	30.25	768	42.25	1073	16.19	411	28.19	716	11.00	279	23.00	584
9	229	33.25	845	46.75	1187	17.44	443	30.94	786	11.63	295	25.13	638
10	254	38.25	972	53.25	1353	20.69	525	35.69	906	14.19	360	29.19	741
12	305	44.25	1124	62.25	1581	23.19	589	39.69	1008	15.44	392	33.44	849
14	356	50.25	1276	71.25	1810	25.63	651	46.63	1184	16.63	422	37.63	956
16	406	56.25	1429	80.25	2038	28.63	727	52.13	1324	17.81	452	40.81	1037

*Nominal Pipe Bore

Radius, Wear-back Thickness & Weight

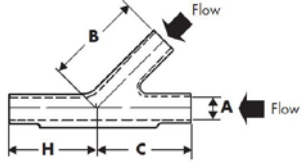
Bore (A)*		Radius (R)		Thickness (T)**		90° Elbow		45° Elbow		22.5° Elbow	
in.	mm	in.	mm	in.	mm	lb	kg	lb	kg	lb	kg
4	102	12	305	1.00	25	100	45	72	33	57	26
5	127	15	381	1.06	27	155	70	100	45	80	36
6	152	18	457	1.13	29	215	98	150	68	113	51
7	178	21	533	1.25	32	335	152	231	105	166	75
8	203	24	610	1.31	33	462	210	310	141	222	101
9	229	27	686	1.38	35	560	254	355	161	270	122
10	254	30	762	1.38	35	791	359	505	229	366	166
12	305	36	914	1.5	38	1250	567	790	358	560	254
14	356	42	1067	1.63	41	1625	737	1080	490	810	367
16	406	48	1219	1.69	43	2049	929	1530	694	1150	522

*Nominal Pipe Bore

**Wear-back Thickness

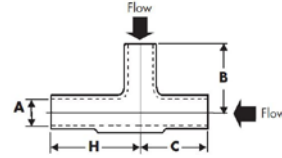
Diagrams and Dimensions

45° Laterals and Tees



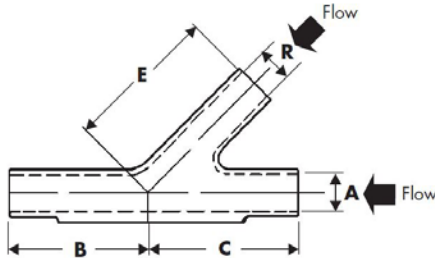
Bore*		Dimensions		Weight	
A		B, C, H		(Approx.)	
in.	mm	in.	mm	lb	kg
4	102	18.25	464	118	54
5	127	19.75	502	170	77
6	152	21.25	540	240	109
7	178	22.25	565	337	153
8	203	23.25	591	430	195
9	229	26.75	679	495	225
10	254	30.25	768	650	295
12	305	33.25	845	995	451
14	356	36.25	921	1410	640
16	406	39.25	997	1820	826

*Nominal Pipe Bore



Bore*		Dimensions				Weight	
A		B, C		H		(Approx.)	
in.	mm	in.	mm	in.	mm	lb	kg
4	102	10.5	267	14.5	368	75	34
5	127	11.5	292	16.5	419	103	47
6	152	12.5	318	18.5	470	150	68
7	178	13.5	343	20.5	521	235	107
8	203	14.5	369	22.5	572	282	128
9	229	16.5	419	25.5	648	390	177
10	254	18.5	470	28.5	724	490	222
12	305	20.5	521	32.5	826	691	313
14	356	22.5	572	36.5	927	1060	481
16	406	24.5	622	40.5	1029	1410	640

*Nominal Pipe Bore



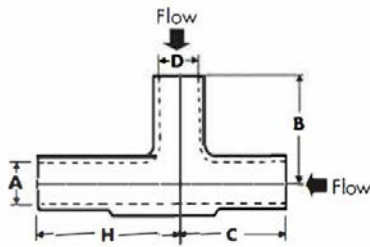
45° Reducing Laterals

Bore*		Dimensions				Weight			
A		R	B, C		E		(approx.)		
in.	mm	in.	mm	in.	mm	in.	mm	lb	kg
5	127	4	102	19.75	502	18.25	464	160	73
6	152	4	102	21.25	540	18.25	464	195	88
7	178	6	152	22.25	565	21.25	540	315	143
8	203	6	152	23.25	591	21.25	540	340	154
9	229	6	152	26.75	679	21.25	540	505	229
10	254	6	152	30.25	768	21.25	540	650	295
10	254	8	203	30.25	768	23.25	591	559	254
12	305	8	203	33.25	845	23.25	591	945	429
12	305	10	254	33.25	845	30.50	775	838	380

*Nominal Pipe Bore

Diagrams and Dimensions

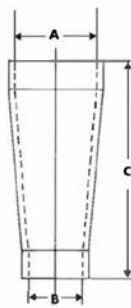
Reducing Tees



Bore*		Dimensions								Weight	
A		D		C		B		H		(approx.)	
in.	mm	in.	mm	in.	mm	in.	mm	in.	mm	lb	kg
5	127	4	102	9.25	235	7.75	197	9.25	235	65	29
6	152	4	102	9.75	248	8.50	216	9.75	248	85	39
6	152	4	102	9.75	248	8.50	216	12.25	312	95	43
8	203	4	102	14.50	368	14.50	368	22.50	572	150	68
8	203	4	102	14.50	368	14.50	368	14.50	368	138	63
8	203	6	152	14.50	368	14.50	368	22.50	572	265	120
10	254	6	152	13.00	330	12.00	305	13.00	330	190	86
12	305	6	152	13.00	330	13.00	330	13.00	330	225	102
12	305	8	203	13.00	330	13.00	330	13.00	330	240	109
14	356	6	152	15.50	394	16.00	406	15.50	394	415	188

*Nominal Pipe Bore

Taper Reducers



Bore*		Length		Weight			
A		B		C		(approx.)	
in.	mm	in.	mm	in.	mm	lb	kg
5	127	4	102	15.00	381	30	14
6	152	4	102	24.00	610	65	29
6	152	5	127	15.00	381	40	18
7	178	4	102	34.00	864	80	36
7	178	5	127	24.00	610	75	34
7	178	6	152	15.00	381	50	23
8	203	6	152	24.00	610	90	41
8	203	7	178	15.00	381	70	32
9	229	6	152	27.00	686	126	57
9	229	8	203	30.00	762	180	82
10	254	6	152	31.75	806	145	66
10	254	8	203	30.00	762	155	70
10	254	9	229	30.00	762	186	84
12	305	8	203	33.00	838	215	98
12	305	10	254	36.00	914	271	123
14	356	10	254	28.00	711	280	127

*Nominal Pipe Bore

The Babcock & Wilcox Company

20 South Van Buren Avenue
Barberton, Ohio, U.S.A. 44203
Phone: +1 330.753.4511

www.babcock.com     

The information contained herein is provided for general information purposes only and is not intended nor to be construed as a warranty, an offer, or any representation of contractual or other legal responsibility.

Allen-Sherman-Hoff, A-S-H and ASHCOLITE are trademarks of The Babcock & Wilcox Company.



ENERGY | ENVIRONMENTAL

Established in 1867, Babcock & Wilcox is a global leader in advanced energy and environmental technologies and services for the power, industrial and renewable markets.

For more information or to contact us, visit our website at www.babcock.com.