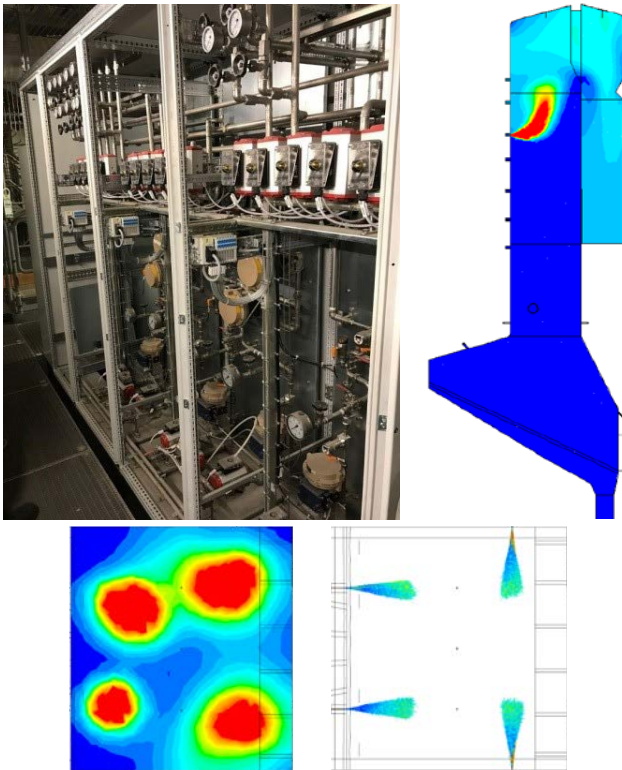


# Selective Non-Catalytic Reduction (SNCR) System

VØLUND™ SYSTEMS TECHNOLOGY



## Bringing the SNCR system in-house

Allowable NO<sub>x</sub> emissions continue to become much more stringent. New legislation in the EU on NO<sub>x</sub> emissions from waste-to-energy (WtE) plants have also become more stringent and are now set to 50 to 120 mg/Nm<sup>3</sup> for new plants and 50 to 150 mg/Nm<sup>3</sup> for existing plants. [1]

To better meet these stricter emissions limits, Babcock & Wilcox Renewable (B&W) has developed our specialized Volund™ SNCR system. Our systems are designed to address the new EU emission limits and have successfully been deployed across Europe.

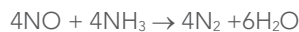
Figure 1 illustrates how our SNCR system can deliver a stable NO<sub>x</sub> and NH<sub>3</sub> slip level. The effectiveness of our design is highlighted when ammonia injection is stopped (between 15:00 and 15:30).

## Combining boiler and SNCR design

WtE and biomass boilers can have large variations in heating value while combined heat and power boilers will probably also have large load variations. These operating variables can cause large variations in flue gas flow and temperatures, both important boiler and SNCR design factors. By knowing the detailed design criteria of the SNCR system and integrating this into our computational fluid dynamics (CFD)-based boiler design process, we are better able to optimize boiler operation and NO<sub>x</sub> emissions.

## The SNCR technology

Removing nitrogen oxides (NO<sub>x</sub>) from boiler flue gas is important as these gases, when emitted into the atmosphere, can lead to acid rain and the formation of micro-particles, which are hazardous to humans. The selective non-catalytic reduction (SNCR) system injects an ammonia or urea reagent into the flue gas in a temperature range between 850 to 1100°C. In this temperature window the NO<sub>x</sub> reacts with the reagent and produces nitrogen gas and water:



The simplicity of the SNCR system makes it cost effective, reliable, and durable. The SNCR system can be divided into five major components:

- Reagent storage and pumping facilities
- Mixing and distribution unit
- Injection lances
- Measurement equipment
- Process control system

Depending on certain conditions, an SNCR system may reduce NO<sub>x</sub> by more than 80%. This reduction efficiency is strongly connected to boiler design, SNCR controls, allowable amount of unreacted reagent, unabated NO<sub>x</sub> levels, and the SNCR system design.

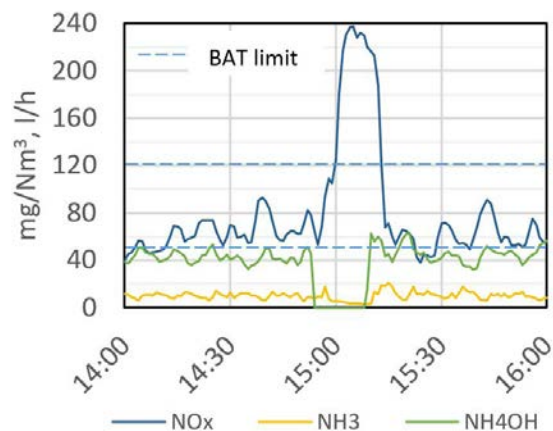


Figure 1. NO<sub>x</sub>, NH<sub>3</sub> slip and ammonia consumption

Note: All emissions concentrations are at the reference state 11% O<sub>2</sub> dry gas.

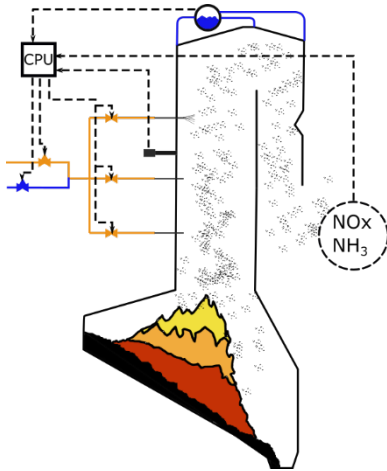
[1] The higher end of 180 mg/Nm<sup>3</sup> is allowed when an SCR is not applicable.

continued ▶

## SNCR system control is important

An expertly developed control system is required to meet both short- and long-term emissions requirements.

Control inputs include NO<sub>x</sub>, NH<sub>3</sub>, boiler load, and flue gas temperature. These values determine lance operation for water and reagent flow of the SNCR system. Our controls can effectively adapt to changing process conditions and compensate for an IR sensor that is drifting or losing signal.



## Feasibility studies for existing plants

Existing plants may also benefit from system upgrades or equipment replacement.

Various conditions may provide opportunities for existing plants to upgrade or replace equipment or complete systems, including:

- Meeting new emissions limits
- Changing boiler load
- Changing fuel mixture
- Removing or adding boiler refractory
- Updating an outdated SNCR system

B&W can perform feasibility studies by gathering relevant design features for evaluation. We can then recommend the optimal solution for your plant, from equipment replacement and upgrades to complete installation of a new SNCR system.

## SNCR service agreements

While an SNCR system is considered low maintenance relative to other plant equipment, replacement parts and modifications may be necessary throughout the lifetime of the system. Our boiler service agreements will also include the SNCR system.

### Babcock & Wilcox

Falkevej 2  
DK-6705 Esbjerg Ø  
Denmark  
Phone: +45 76.14.34.00

[www.babcock.com/volund](http://www.babcock.com/volund)    

The information contained herein is provided for general information purposes only and is not intended nor to be construed as a warranty, an offer, or any representation of contractual or other legal responsibility.

Volund is a trademark of The Babcock & Wilcox Company or its affiliates.



RENEWABLE | ENVIRONMENTAL | THERMAL

Established in 1867, Babcock & Wilcox is a global leader in renewable, environmental and thermal technologies and services for power and industrial applications.

For more information or to contact us, visit our website at [www.babcock.com](http://www.babcock.com).