

Radiant Boiler — Carolina Type RBC

Design features:

Arranged with a natural circulation, water-cooled dry-bottom furnace, and superheater, reheater, economizer and air heater components — the Carolina design employs a horizontal convection pass and vertical pendant heat transfer surfaces.

Capacity, steam output:

About 700,000 lb/h (88 kg/s) to a maximum that may exceed 7,000,000 lb/h (880 kg/s).

Pressure:

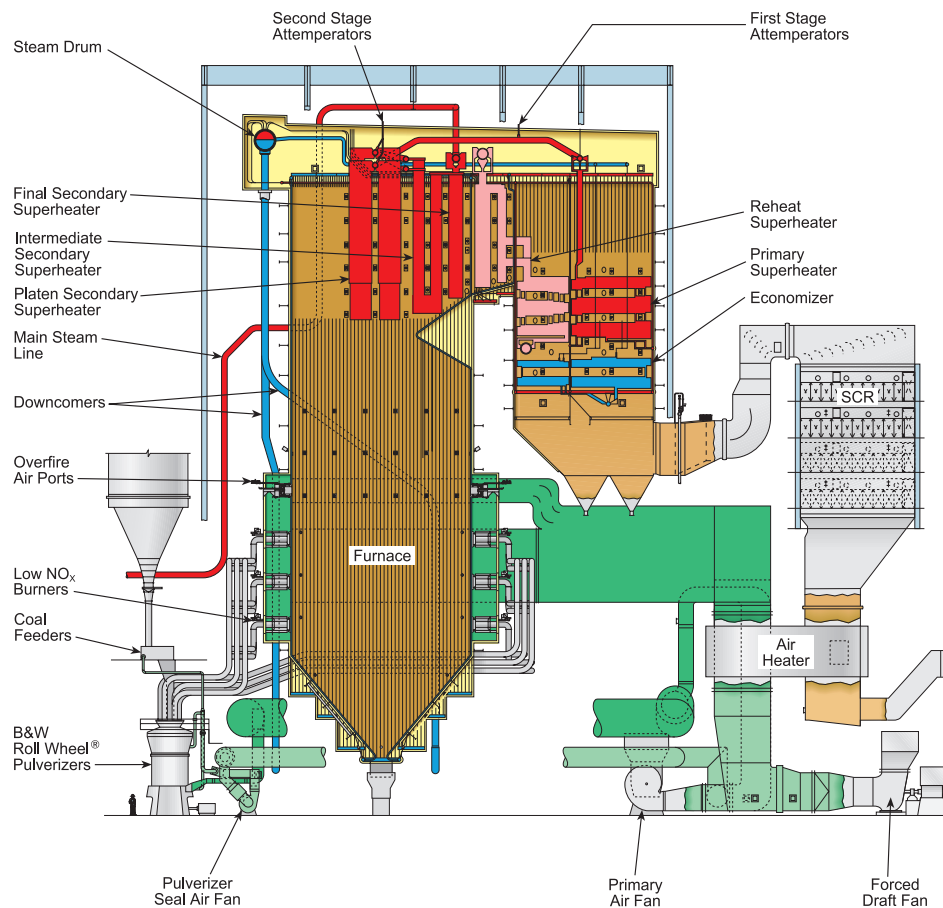
Subcritical, usually 1800 to 2600 psi (12.4 to 17.9 MPa) throttle pressure with 5% overpressure capability.

Superheater and reheater outlet temperatures:

As required, usually in the range of 1000 to 1050F (538 to 566C).

Fuel:

Pulverized coal.



Radiant Boiler — El Paso Type

RBE

Design features:

Arranged with a water-cooled hopper-bottom furnace, and superheater, reheater, economizer and air heater components — the El Paso unit provides a compact design which includes upflow and downflow horizontal convection passes.

Capacity, steam output:

About 700,000 lb/h (88 kg/s) to a maximum that may exceed 7,000,000 lb/h (880 kg/s).

Pressure:

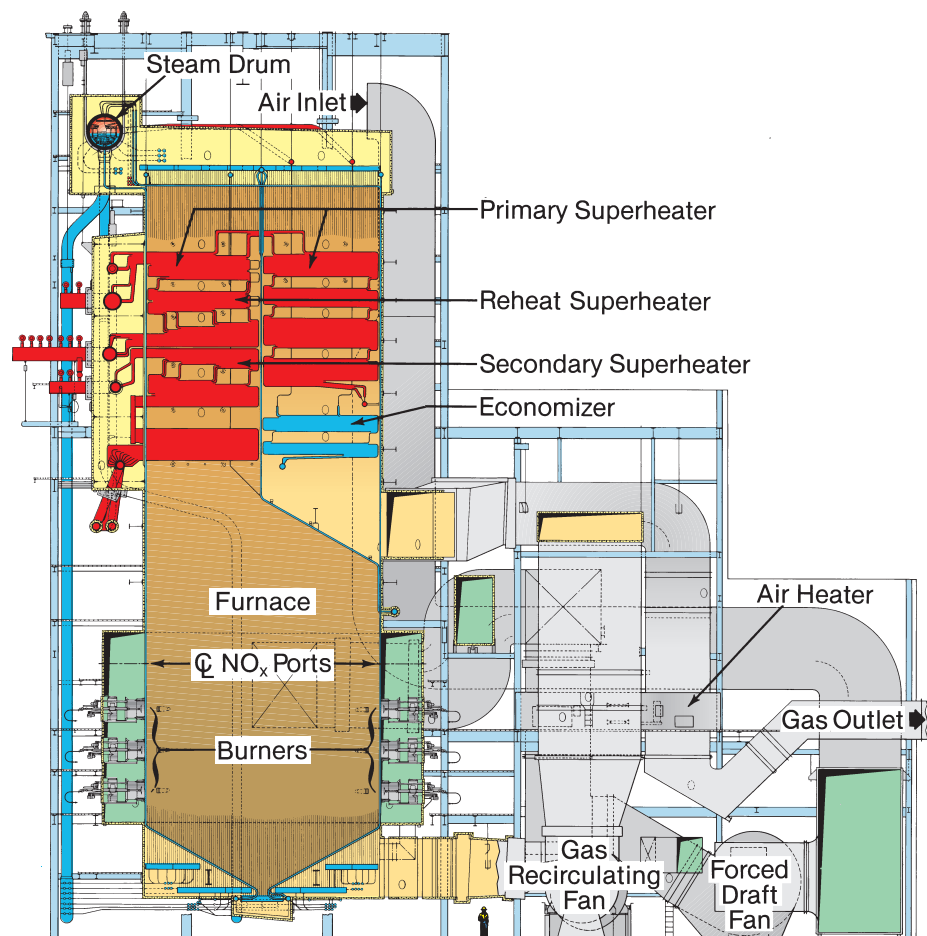
Subcritical, usually 1800 to 2600 psi (12.4 to 17.9 MPa) throttle pressure with 5% overpressure capability.

Superheater and reheater outlet temperatures:

As required, usually in the range of 1000 to 1050F (538 to 566C).

Fuels:

Natural gas and/or oil, blast furnace gas, and combustible byproduct gases.



Radiant Boiler — Tower Type RBT

Design features:

Arranged with a water-cooled dry-bottom furnace, and superheater, reheater, economizer and air heater components — the Tower design employs all horizontal convection surfaces.

Capacity, steam output:

About 700,000 lb/h (88 kg/s) to a maximum that may exceed 7,000,000 lb/h (880 kg/s).

Pressure:

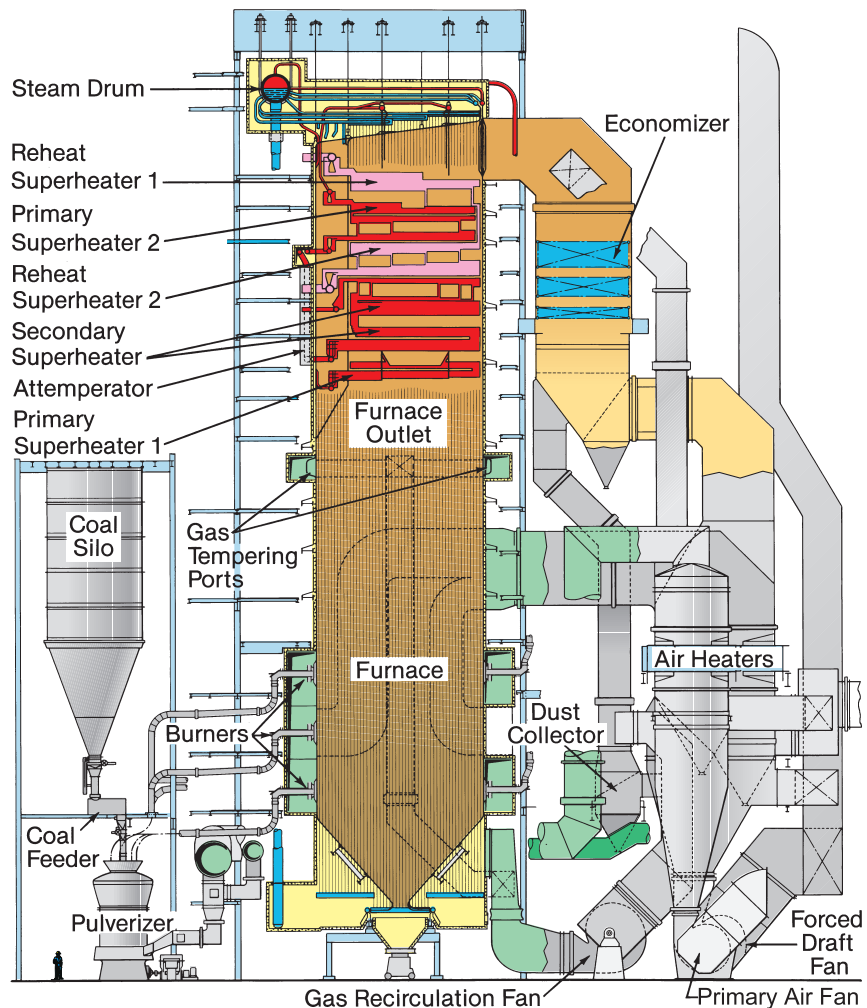
Subcritical, usually 1800 to 2600 psi (12.4 to 17.9 MPa) throttle pressure with 5% overpressure capability.

Superheater and reheater outlet temperatures:

As required, usually in the range of 1000 to 1050F (538 to 566C).

Fuels:

Pulverized coal, natural gas, oil.



Radiant Boiler — Downshot

Design features:

Arranged with a water-cooled dry-bottom furnace, and superheater, reheater, economizer and air heater components — the Downshot design features an enlarged, refractory-lined furnace for low rank coals resulting in a hotter furnace to sustain combustion.

Capacity, steam output:

About 700,000 lb/h (88 kg/s) to a maximum that may exceed 7,000,000 lb/h (880 kg/s).

Pressure:

Subcritical, usually 1800 to 2600 psi (12.4 to 17.9 MPa) throttle pressure with 5% overpressure capability.

Superheater and reheater outlet temperatures:

As required, usually in the range of 1000 to 1050F (538 to 566C).

Fuels:

Coals with low volatile matter content, particularly anthracites, that are difficult to ignite and burn.

